



Commission

2024 DRAFT Budget Workshop

September 27, 2023




NEW Water

The brand of the Green Bay
Metropolitan Sewerage District



*Protecting our most valuable
resource, water*





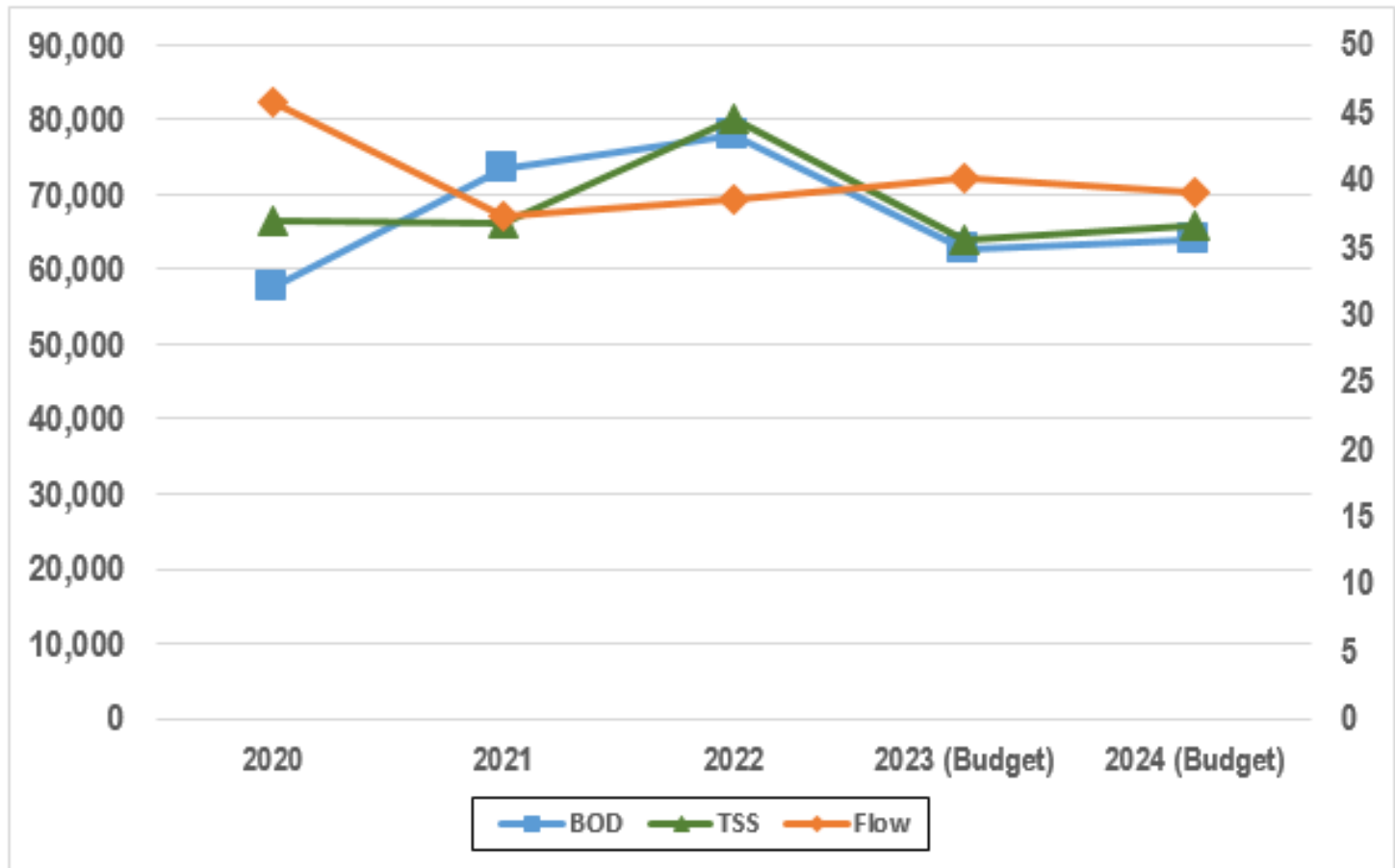
Changes to 2024 Budget from August 23, 2023 Presentation

- Net increases in O&M expenses of \$107K
 - Additional PFAS testing
- Net decrease in Annual Capital of (\$50K)
 - Pushed County Wide Radio Communications out 1 year
- Net decrease in Debt Service of (\$90K)
 - Timing and cost of major capital was adjusted (\$440K)
 - Offset by Contribution to Capital Reserve \$350K

Proposed 2024 Budget

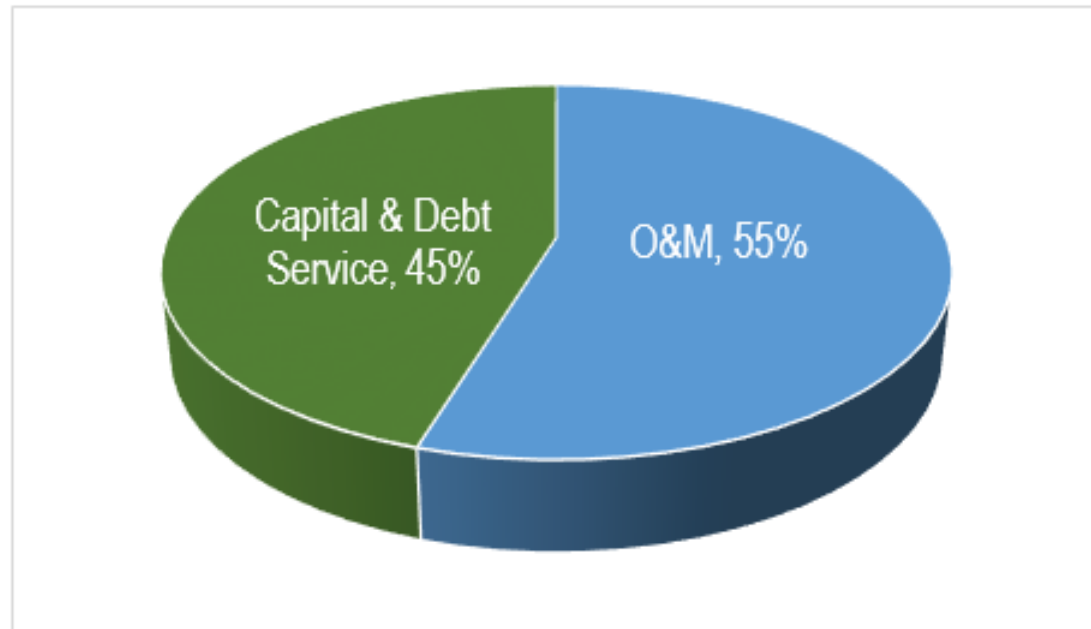


Flows and Loads



2024 Proposed Expenses

Budget Category	2023 Budget	2024 Budget	% Change
Operations & Maintenance (O&M)	\$ 26,218,542	\$ 28,100,455	7.2%
Debt Service and Annual Capital	\$ 22,495,949	\$ 23,212,522	3.2%
Total Expenses	\$ 48,714,492	\$ 51,312,977	5.3%



2024 Revenue

Budget Categories	2023 Budget	2024 Budget	% Change
Municipal User Fees	\$ 41,083,772	\$ 43,647,011	6.2%
Mill User Fees and Direct Charges	\$ 2,946,785	\$ 3,180,437	7.9%
Mill Capital Charges	\$ 2,254,955	\$ 2,351,711	4.3%
General Reserve Interest	\$ 29,126	\$ 25,076	-13.9%
Other Revenues	\$ 988,310	\$ 1,270,921	28.6%
ICR and Debt Reserve Transfers	\$ 1,440,669	\$ 1,212,897	-15.8%
Contribution to Capital Reserve	\$ (29,126)	\$ (375,076)	1187.8%
Total Revenues	\$ 48,714,492	\$ 51,312,977	5.3%

Municipal User Fees are 85% of Total Revenues

Municipal Rate Comparison

Capital Charge included in Parameter Rate

Parameter	2023 Budget	2024 Budget	% Change
Volume (1,000 gals)	\$ 0.88669	\$ 0.82897	-6.5%
Biochemical Oxygen Demand (lbs)	\$ 0.56491	\$ 0.58650	3.8%
Suspended Solids (lbs)	\$ 0.70913	\$ 0.68545	-3.3%
Phosphorus (lbs)	\$ 3.22273	\$ 2.54630	-21.0%
Total Kjeldahl Nitrogen (lbs)	\$ 0.75539	\$ 0.81755	8.2%

Capital Charge NOT included in Parameter Rate

Parameter	2023 Budget	2024 Budget	% Change
Volume (1,000 gals)	\$ 0.74231	\$ 0.72045	-2.9%
Biochemical Oxygen Demand (lbs)	\$ 0.33401	\$ 0.30211	-9.6%
Suspended Solids (lbs)	\$ 0.37324	\$ 0.30992	-17.0%
Phosphorus (lbs)	\$ 2.01844	\$ 1.24048	-38.5%
Total Kjeldahl Nitrogen (lbs)	\$ 0.59012	\$ 0.52427	-11.2%

Capital Charge	\$ 14,622,367	\$ 19,857,803	35.80%
----------------	---------------	---------------	--------

NOTE: Capital Charge methodology changed for the 2024 budget, including 100% of the Capital as a fixed charge. Where as 2023 budget included 65% of Capital as a fixed charge and 35% of Capital included in the unit parameter rates

2024 DRAFT Budget Summary

2024 DRAFT Budget compared to 2023 Budget	Percentage
TOTAL Expenses increased	5.3%
Municipal User Fees increased	6.2%
O&M Expenses increased	7.2%
Capital Expenses increased	3.2%
Note: A portion of the Interceptor Debt Service was offset through the use of ICR Reserves	

Next Steps

- Budget update on October 25, 2023
- Customer meeting(s)
- Budget hearing and adoption on *December 6, 2023*
- Customer notification